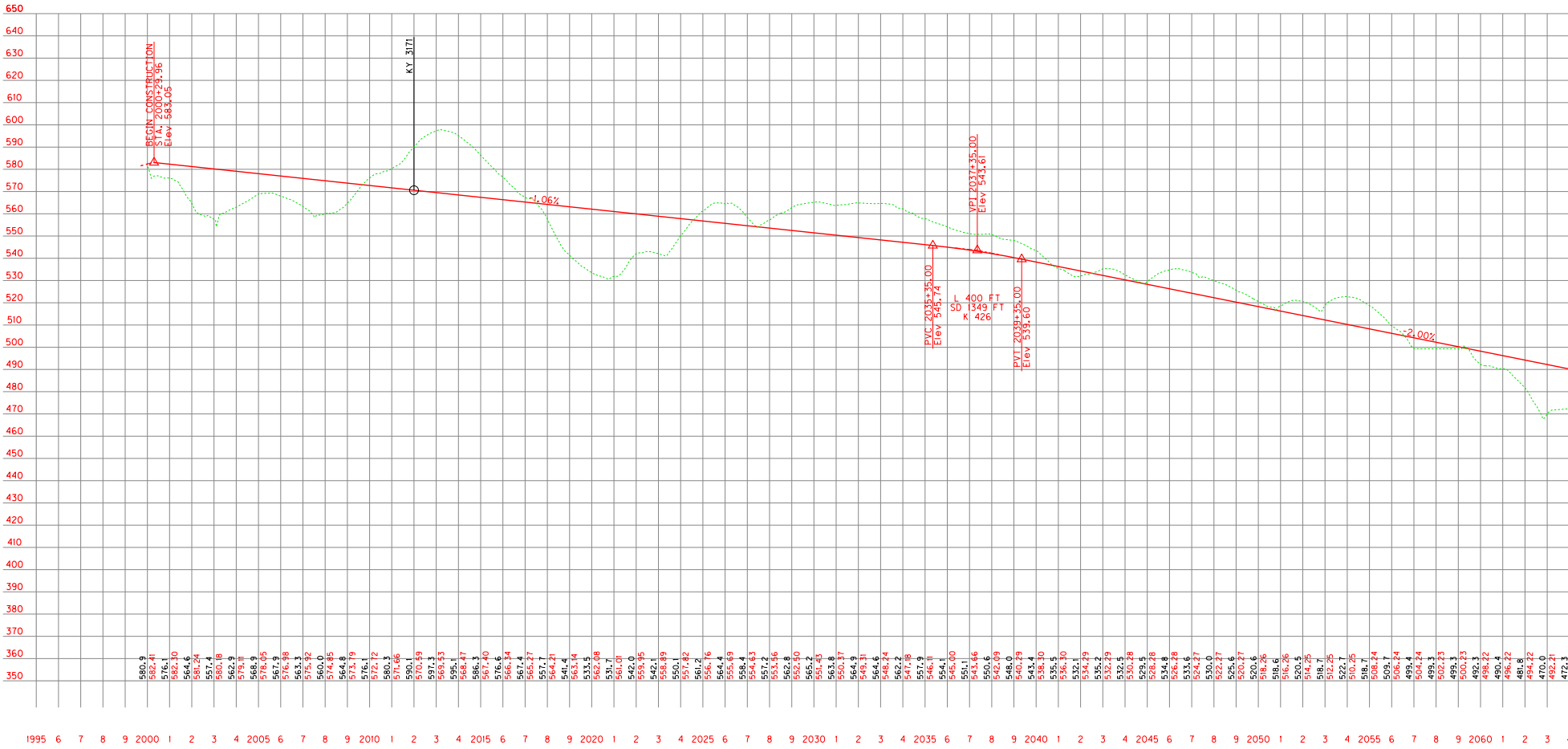

650
640
630
620
610
600
590
580
570
560
550
540
530
520
510
500
490
480
470
460
450
440
430
420
410
400
390
380
370
360
350
BEGIN CONSTRUCTION
STA. 2000+29.96
Elev 583.05
KY 3171
-1.06%
VPI 2037+35.00
Elev 543.61
PVC 2035+35.00
Elev 545.74
L 400 FT
SD 1349 FT
K 426
PVT 2039+35.00
Elev 539.60
-2.00%
1995 6 7 8 9 2000 1 2 3 4 2005 6 7 8 9 2010 1 2 3 4 2015 6 7 8 9 2020 1 2 3 4 2025 6 7 8 9 2030 1 2 3 4 2035 6 7 8 9 2040 1 2 3 4 2045 6 7 8 9 2050 1 2 3 4 2055 6 7 8 9 2060 1 2 3

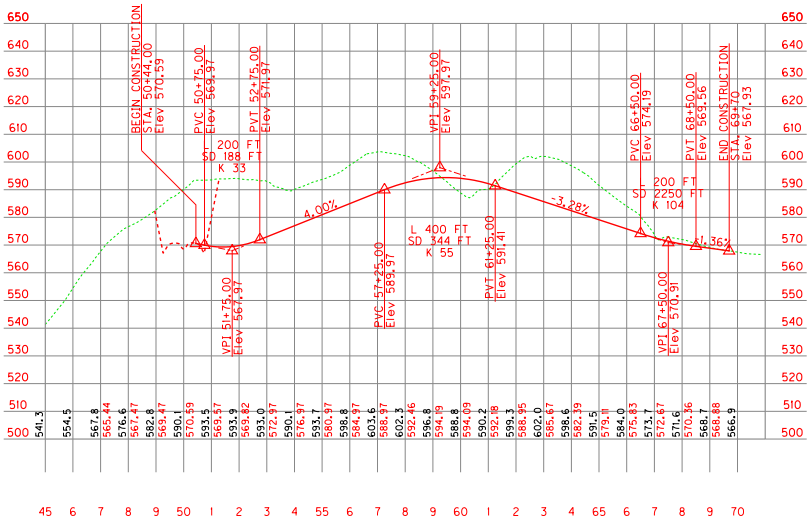

650
640
630
620
610
600
590
580
570
560
550
540
530
520
510
500
BEGIN CONSTRUCTION
STA. 50+44.00
Elev 570.59
PVC 50+75.00
Elev 569.97
200 FT
SD 188 FT
K 33
PVT 52+75.00
Elev 571.97
VPI 51+75.00
Elev 567.97
4.00%
PVC 57+25.00
Elev 589.97
VPI 59+25.00
Elev 597.97
L 400 FT
SD 344 FT
K 55
PVT 61+25.00
Elev 591.41
-3.28%
PVC 66+50.00
Elev 574.19
200 FT
SD 2250 FT
K 104
PVT 68+50.00
Elev 569.56
VPI 67+50.00
Elev 570.91
END CONSTRUCTION
STA. 69+70
Elev 567.93
-1.36%
45 6 7 8 9 50 1 2 3 4 55 6 7 8 9 60 1 2 3 4 65 6 7 8 9 70

KY 3171

US 641
CALDWELL/LYON COUNTY

SCALE: 1" = 200' HORIZ.
1" = 20' VERT.

EA Partners, PLC

CIVIL ENGINEERS • LAND SURVEYORS • LANDSCAPE ARCHITECTS

MAY 2021

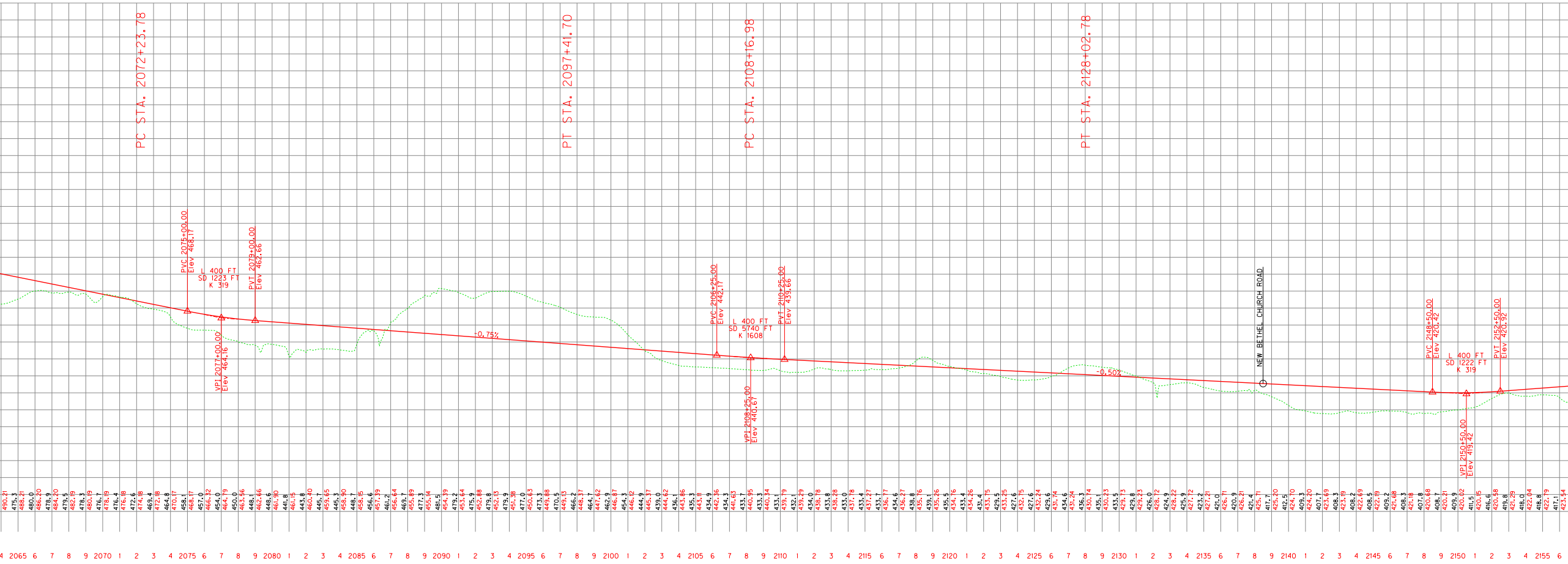
PC STA. 2072+23.78
PT STA. 2097+41.70
PC STA. 2108+16.98
PT STA. 2128+02.78
PVC 2075+00.00 Elev 468.17
L 400 FT SD 1223 FT K 319
PVT 2079+00.00 Elev 462.66
VPI 2077+00.00 Elev 464.16
-0.75%
PVC 2106+25.00 Elev 442.17
L 400 FT SD 5740 FT K 1608
PVT 2110+25.00 Elev 439.66
VPI 2108+25.00 Elev 440.67
-0.50%
NEW BETHEL CHURCH ROAD
PVC 2148+50.00 Elev 420.42
L 400 FT SD 1222 FT K 319
PVT 2152+50.00 Elev 420.92
VPI 2150+50.00 Elev 419.42
4 2065 6 7 8 9 2070 1 2 3 4 2075 6 7 8 9 2080 1 2 3 4 2085 6 7 8 9 2090 1 2 3 4 2095 6 7 8 9 2100 1 2 3 4 2105 6 7 8 9 2110 1 2 3 4 2115 6 7 8 9 2120 1 2 3 4 2125 6 7 8 9 2130 1 2 3 4 2135 6 7 8 9 2140 1 2 3 4 2145 6 7 8 9 2150 1 2 3 4 2155 6

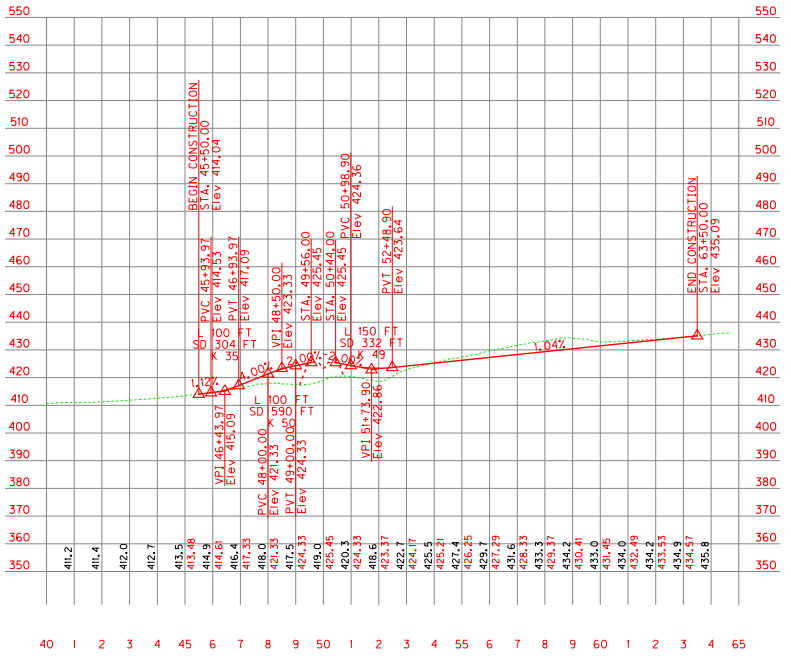
550 540 530 520 510 500 490 480 470 460 450 440 430 420 410 400 390 380 370 360 350
BEGIN CONSTRUCTION STA. 45+50.00 Elev 414.04
PVC 45+93.97 Elev 414.53
PVT 46+93.97 Elev 417.09
L 100 FT SD 304 FT K 35
1.12%
VPI 46+43.97 Elev 415.09
4.00%
PVC 48+00.00 Elev 421.33
L 100 FT SD 590 FT K 50
VPI 48+50.00 Elev 423.33
PVT 49+00.00 Elev 424.33
2.00%
STA. 49+56.00 Elev 425.45
STA. 50+44.00 Elev 425.45
-2.00%
PVC 50+98.90 Elev 424.36
L 150 FT SD 332 FT K 49
VPI 51+73.90 Elev 422.86
PVT 52+48.90 Elev 423.64
1.04%
END CONSTRUCTION STA. 63+50.00 Elev 435.09
40 1 2 3 4 45 6 7 8 9 50 1 2 3 4 55 6 7 8 9 60 1 2 3 4 65

NEW BETHEL CHURCH ROAD

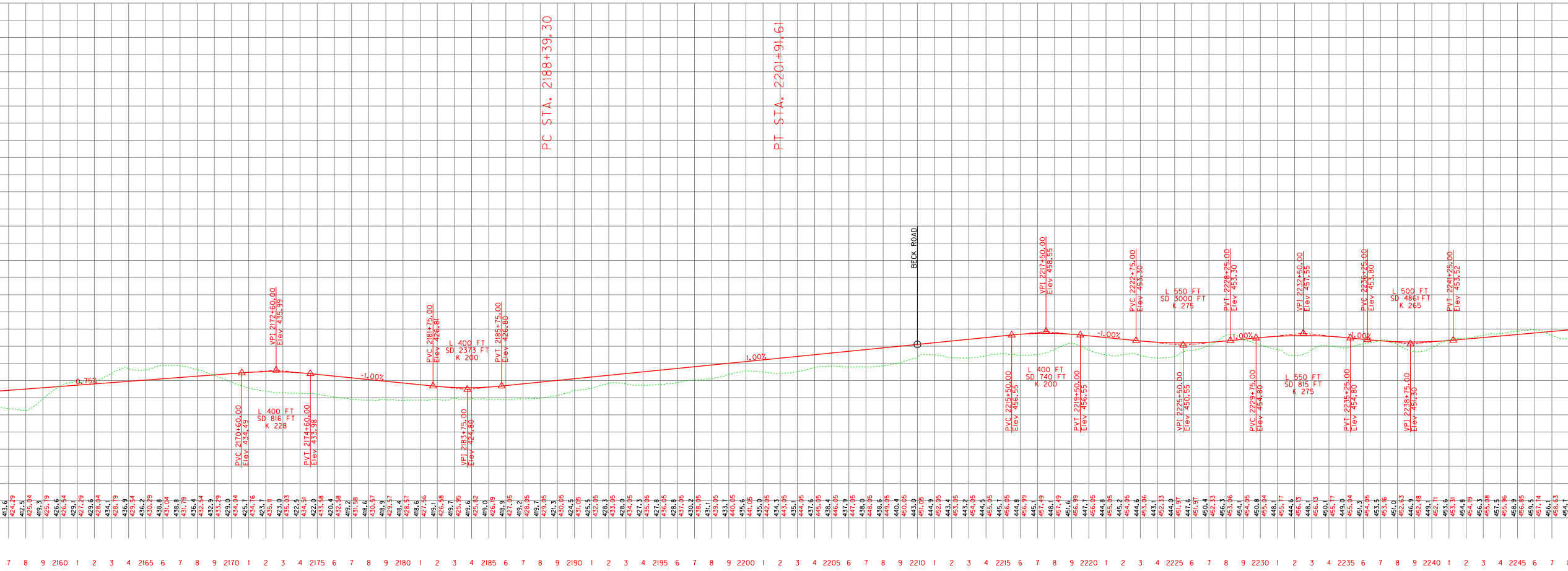
PC STA. 2188+39.30
PT STA. 2201+91.61
BECK ROAD
0.75%
PVC 2170+60.00 Elev 434.49
VPI 2172+60.00 Elev 435.99
L 400 FT SD 816 FT K 228
PVT 2174+60.00 Elev 433.98
-1.00%
PVC 2181+75.00 Elev 426.81
L 400 FT SD 2373 FT K 200
VPI 2183+75.00 Elev 424.80
PVT 2185+75.00 Elev 426.80
1.00%
PVC 2215+50.00 Elev 456.55
VPI 2217+50.00 Elev 458.55
L 400 FT SD 740 FT K 200
PVT 2219+50.00 Elev 456.55
-1.00%
PVC 2222+75.00 Elev 453.30
L 550 FT SD 3000 FT K 275
VPI 2225+50.00 Elev 450.55
PVT 2228+25.00 Elev 453.30
1.00%
PVC 2229+75.00 Elev 454.80
VPI 2232+50.00 Elev 457.55
L 550 FT SD 815 FT K 275
PVT 2235+25.00 Elev 454.80
-1.00%
PVC 2236+25.00 Elev 453.80
L 500 FT SD 4861 FT K 265
VPI 2238+75.00 Elev 451.30
PVT 2241+25.00 Elev 453.52
413.6 424.29 412.5 425.04 419.3 425.79 426.6 426.54 429.1 427.29 429.6 428.04 434.1 428.79 436.9 429.54 436.2 430.29 438.8 431.04 438.8 431.79 436.4 432.54 432.9 433.29 429.0 434.04 425.7 434.76 423.7 435.11 423.0 435.03 422.5 434.51 422.0 433.58 420.4 432.58 419.2 431.58 418.6 430.57 418.9 429.57 418.4 428.57 418.6 427.56 419.1 426.58 419.7 425.95 419.6 425.82 419.0 426.19 418.9 427.05 419.2 428.05 419.7 429.05 421.3 430.05 424.5 431.05 425.5 432.05 428.3 433.05 428.0 434.05 427.3 435.05 427.8 436.05 428.8 437.05 430.2 438.05 431.1 439.05 433.7 440.05 435.6 441.05 435.0 442.05 434.3 443.05 435.1 444.05 437.6 445.05 438.4 446.05 437.9 447.05 438.0 448.05 438.6 449.05 440.4 450.05 443.0 451.05 444.9 452.05 443.4 453.05 443.2 454.05 444.5 455.05 445.7 456.05 444.8 456.99 445.1 457.49 448.1 457.49 451.6 456.99 447.7 456.05 444.8 455.05 445.2 454.05 444.6 453.06 443.1 452.33 444.0 451.97 447.6 451.97 450.4 452.33 456.3 453.06 454.1 454.05 450.8 455.04 448.1 455.77 444.6 456.13 448.1 456.13 450.1 455.77 449.0 455.04 451.3 454.05 453.5 453.16 451.0 452.63 446.9 452.48 449.1 452.71 453.6 453.31 454.8 454.19 456.3 455.08 457.5 455.96 458.9 456.85 459.5 457.74 456.1 458.63 454.7
7 8 9 2160 1 2 3 4 2165 6 7 8 9 2170 1 2 3 4 2175 6 7 8 9 2180 1 2 3 4 2185 6 7 8 9 2190 1 2 3 4 2195 6 7 8 9 2200 1 2 3 4 2205 6 7 8 9 2210 1 2 3 4 2215 6 7 8 9 2220 1 2 3 4 2225 6 7 8 9 2230 1 2 3 4 2235 6 7 8 9 2240 1 2 3 4 2245 6 7

U.S. 641

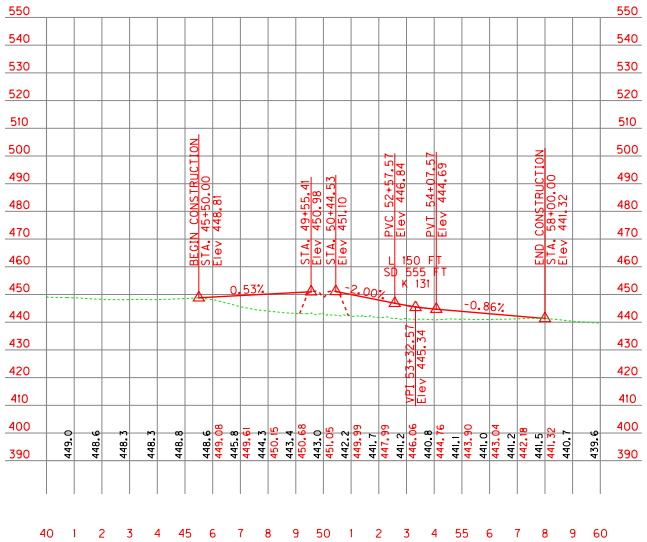
550
540
530
520
510
500
490
480
470
460
450
440
430
420
410
400
390
BEGIN CONSTRUCTION STA. 45+50.00 Elev 448.81
0.53%
STA. 49+55.41 Elev 450.98
STA. 50+44.53 Elev 451.10
-2.00%
PVC 52+57.57 Elev 446.84
L 150 FT SD 555 FT K 131
VPI 53+32.57 Elev 445.34
PVT 54+07.57 Elev 444.69
-0.86%
END CONSTRUCTION STA. 58+00.00 Elev 441.32
449.0 448.6 448.3 448.3 448.8 448.6 449.08 445.8 449.61 444.3 450.15 443.4 450.68 443.0 451.05 442.2 449.99 441.7 447.99 441.2 446.06 440.8 444.76 441.1 443.90 441.0 443.04 441.2 442.18 441.5 441.32 440.7 439.6
40 1 2 3 4 45 6 7 8 9 50 1 2 3 4 55 6 7 8 9 60

BECK ROAD

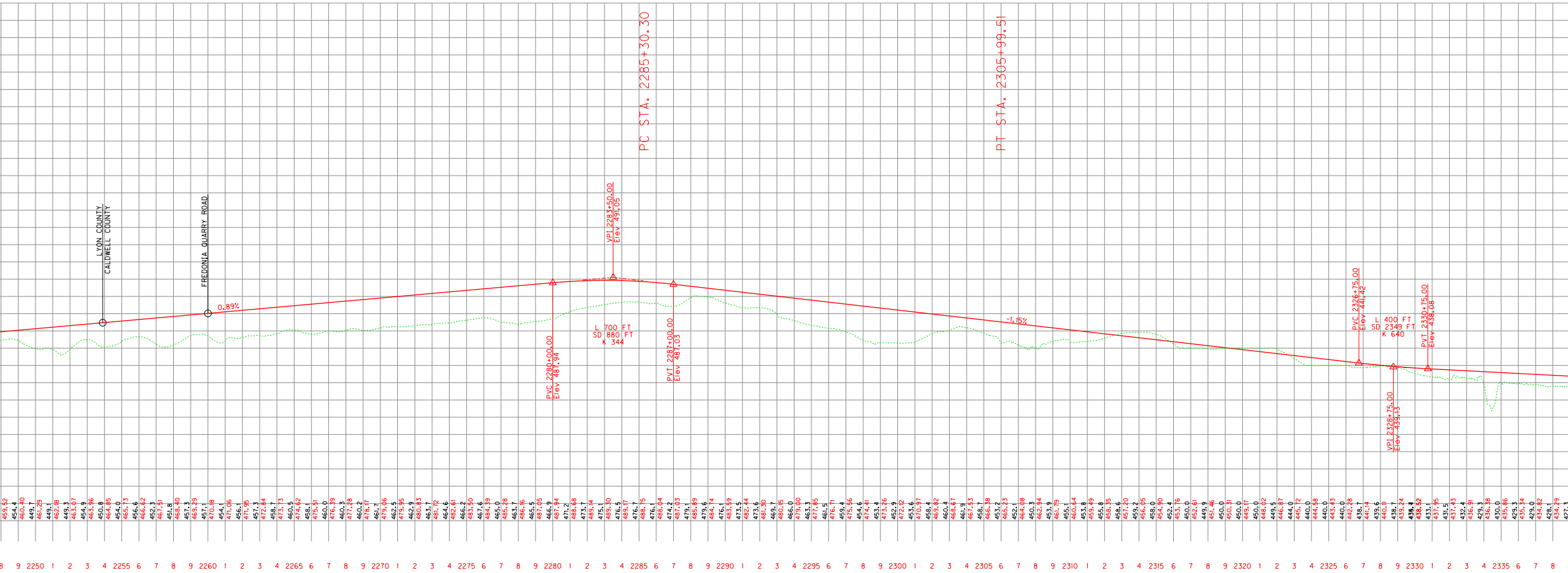
PC STA. 2285+30.30
PT STA. 2305+99.51
LYON COUNTY
CALDWELL COUNTY
FREDONIA QUARRY ROAD
0.89%
VPI 2283+50.00
Elev 491.05
PVC 2280+00.00
Elev 487.94
L 700 FT
SD 880 FT
K 344
PVT 2287+00.00
Elev 487.03
-1.15%
PVC 2326+75.00
Elev 441.42
L 400 FT
SD 2349 FT
K 640
PVT 2330+75.00
Elev 438.08
VPI 2328+75.00
Elev 439.13
8 9 2250 1 2 3 4 2255 6 7 8 9 2260 1 2 3 4 2265 6 7 8 9 2270 1 2 3 4 2275 6 7 8 9 2280 1 2 3 4 2285 6 7 8 9 2290 1 2 3 4 2295 6 7 8 9 2300 1 2 3 4 2305 6 7 8 9 2310 1 2 3 4 2315 6 7 8 9 2320 1 2 3 4 2325 6 7 8 9 2330 1 2 3 4 2335 6 7 8

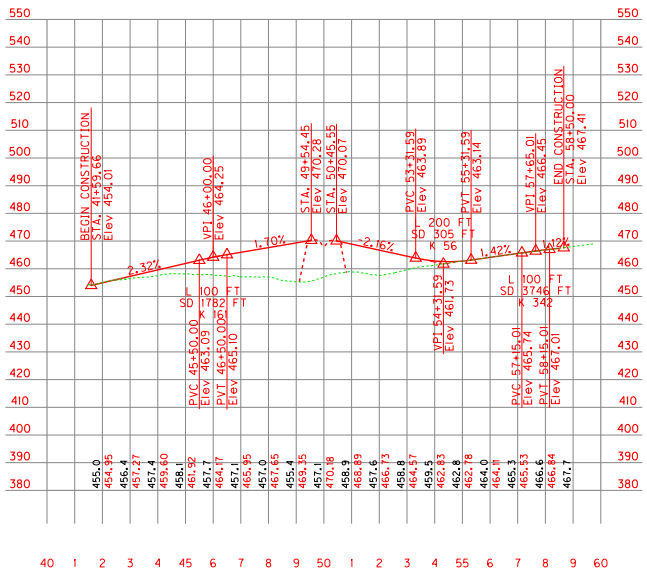
550
540
530
520
510
500
490
480
470
460
450
440
430
420
410
400
390
380
BEGIN CONSTRUCTION
STA. 41+59.66
Elev 454.01
2.32%
VPI 46+00.00
Elev 464.25
L 100 FT
SD 1782 FT
K 161
PVC 45+50.00
Elev 463.09
PVT 46+50.00
Elev 465.10
1.70%
STA. 49+54.45
Elev 470.28
STA. 50+45.55
Elev 470.07
-2.16%
PVC 53+31.59
Elev 463.89
L 200 FT
SD 305 FT
K 56
VPI 54+31.59
Elev 461.73
PVT 55+31.59
Elev 463.14
1.42%
VPI 57+65.01
Elev 466.45
L 100 FT
SD 3746 FT
K 342
PVC 57+15.01
Elev 465.74
PVT 58+15.01
Elev 467.01
1.12%
END CONSTRUCTION
STA. 58+50.00
Elev 467.41
455.0 454.95 456.4 457.27 457.4 459.60 458.1 461.92 457.7 464.17 457.1 465.95 457.0 467.65 455.4 469.35 457.1 470.18 458.9 468.89 457.6 466.73 458.8 464.57 459.5 462.83 462.8 462.78 464.0 464.11 465.3 465.53 466.6 466.84 467.7
40 1 2 3 4 45 6 7 8 9 50 1 2 3 4 55 6 7 8 9 60

FREDONIA QUARRY ROAD

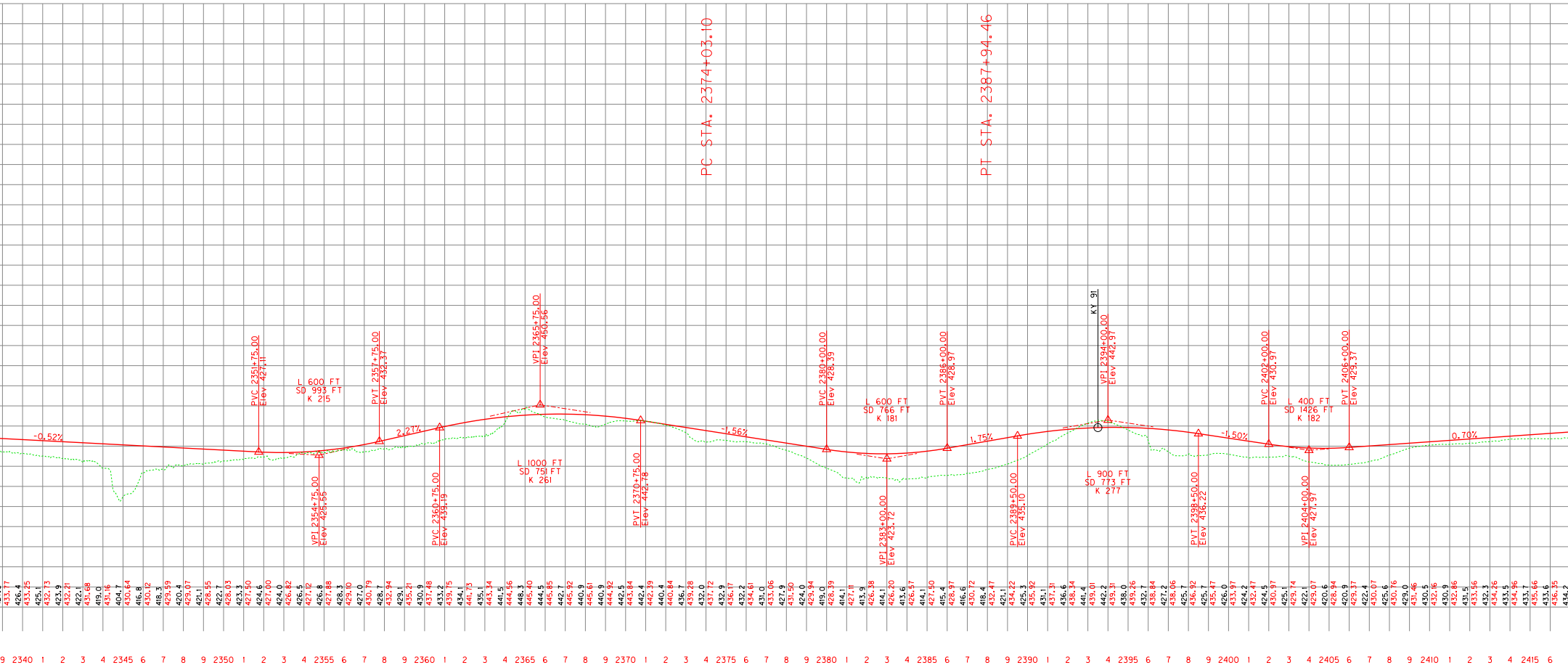
PC STA. 2374+03.10
PT STA. 2387+94.46
-0.52%
PVC 2351+75.00 Elev 427.11
L 600 FT SD 993 FT K 215
VPI 2354+75.00 Elev 425.55
PVT 2357+75.00 Elev 432.37
2.27%
PVC 2360+75.00 Elev 439.19
VPI 2365+75.00 Elev 450.56
L 1000 FT SD 751 FT K 261
PVT 2370+75.00 Elev 442.78
-1.56%
PVC 2380+00.00 Elev 428.39
L 600 FT SD 766 FT K 181
VPI 2383+00.00 Elev 423.72
PVT 2386+00.00 Elev 428.97
1.75%
PVC 2389+50.00 Elev 435.10
KY 91
VPI 2394+00.00 Elev 442.97
L 900 FT SD 773 FT K 277
PVT 2398+50.00 Elev 436.22
-1.50%
PVC 2402+00.00 Elev 430.97
L 400 FT SD 1426 FT K 182
VPI 2404+00.00 Elev 427.97
PVT 2406+00.00 Elev 429.37
0.70%
9 2340 1 2 3 4 2345 6 7 8 9 2350 1 2 3 4 2355 6 7 8 9 2360 1 2 3 4 2365 6 7 8 9 2370 1 2 3 4 2375 6 7 8 9 2380 1 2 3 4 2385 6 7 8 9 2390 1 2 3 4 2395 6 7 8 9 2400 1 2 3 4 2405 6 7 8 9 2410 1 2 3 4 2415 6

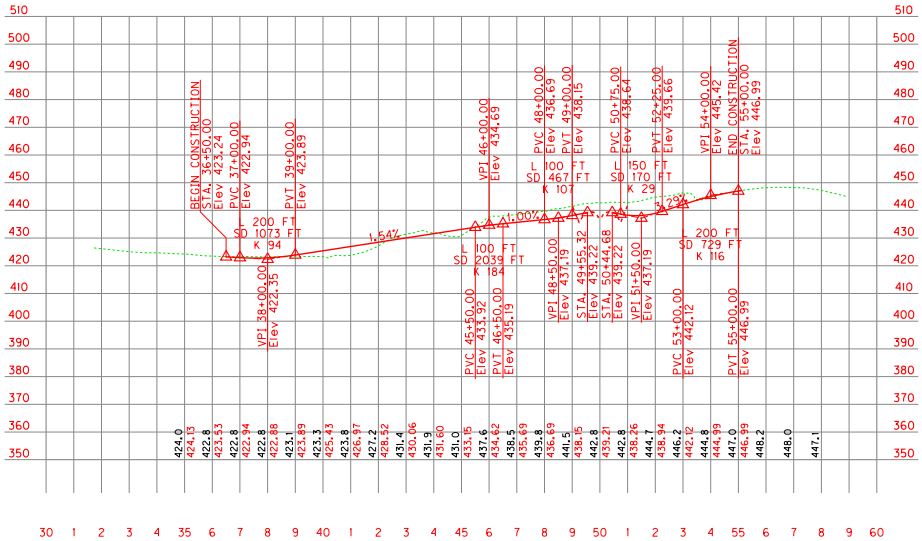
510 500 490 480 470 460 450 440 430 420 410 400 390 380 370 360 350
BEGIN CONSTRUCTION STA. 36+50.00 Elev 423.24
PVC 37+00.00 Elev 422.94
L 200 FT SD 1073 FT K 94
VPI 38+00.00 Elev 422.35
PVT 39+00.00 Elev 423.89
1.54%
PVC 45+50.00 Elev 433.92
L 100 FT SD 2039 FT K 184
VPI 46+00.00 Elev 434.69
PVT 46+50.00 Elev 435.19
1.00%
PVC 48+00.00 Elev 436.69
L 100 FT SD 467 FT K 107
VPI 48+50.00 Elev 437.19
PVT 49+00.00 Elev 438.15
STA. 49+55.32 Elev 439.22
STA. 50+44.68 Elev 439.22
PVC 50+75.00 Elev 438.64
L 150 FT SD 170 FT K 29
VPI 51+50.00 Elev 437.19
PVT 52+25.00 Elev 439.66
3.29%
PVC 53+00.00 Elev 442.12
L 200 FT SD 729 FT K 116
VPI 54+00.00 Elev 445.42
END CONSTRUCTION STA. 55+00.00 Elev 446.99
PVT 55+00.00 Elev 446.99
30 1 2 3 4 35 6 7 8 9 40 1 2 3 4 45 6 7 8 9 50 1 2 3 4 55 6 7 8 9 60

KY 91

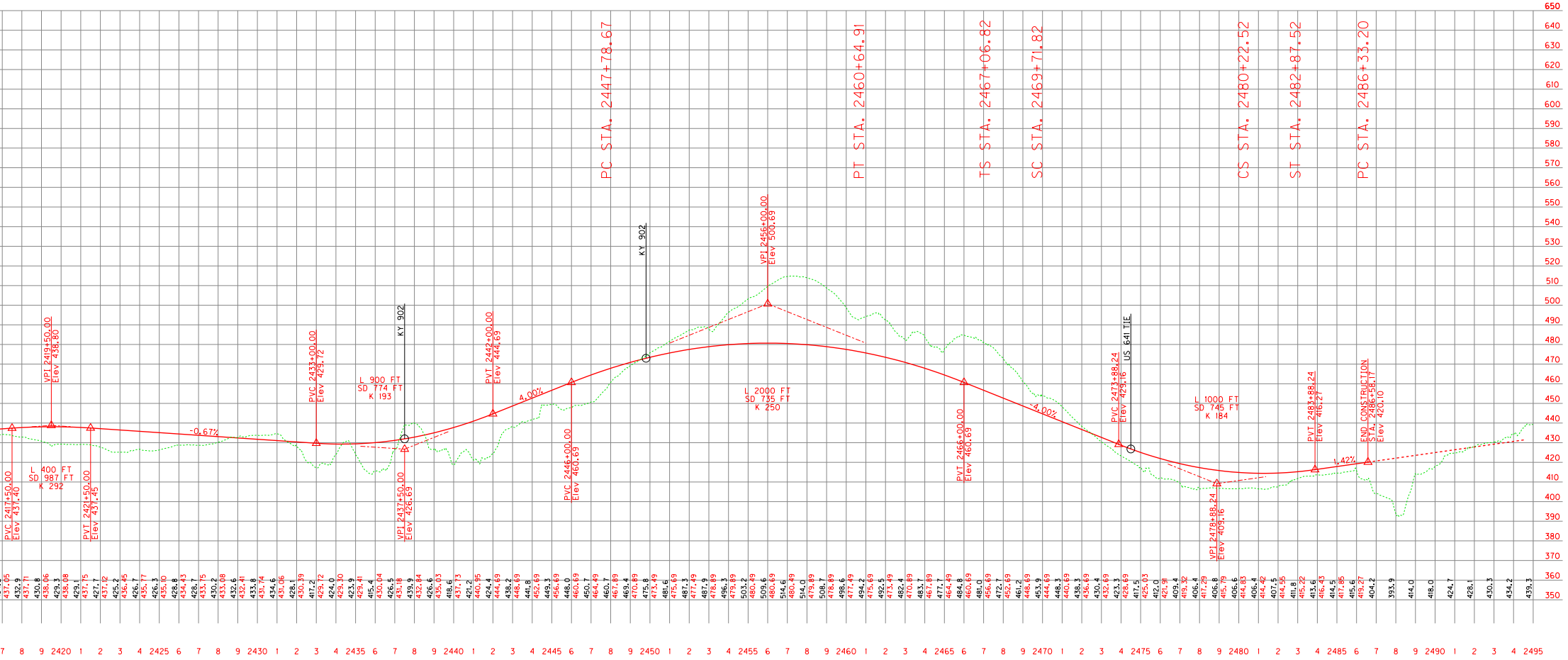
PC STA. 2447+78.67
PT STA. 2460+64.91
TS STA. 2467+06.82
SC STA. 2469+71.82
CS STA. 2480+22.52
ST STA. 2482+87.52
PC STA. 2486+33.20
PVC 2417+50.00 Elev 437.40
VPI 2419+50.00 Elev 438.80
PVT 2421+50.00 Elev 437.45
L 400 FT SD 987 FT K 292
-0.67%
PVC 2433+00.00 Elev 429.72
L 900 FT SD 774 FT K 193
KY 902
VPI 2437+50.00 Elev 426.69
PVT 2442+00.00 Elev 444.69
4.00%
PVC 2446+00.00 Elev 460.69
KY 902
VPI 2456+00.00 Elev 500.69
L 2000 FT SD 735 FT K 250
PVT 2466+00.00 Elev 460.69
-4.00%
PVC 2473+88.24 Elev 429.16
US 641 TIE
L 1000 FT SD 745 FT K 184
VPI 2478+88.24 Elev 409.16
PVT 2483+88.24 Elev 416.27
1.42%
END CONSTRUCTION STA. 2486+58.17 Elev 420.10
650
640
630
620
610
600
590
580
570
560
550
540
530
520
510
500
490
480
470
460
450
440
430
420
410
400
390
380
370
360
350
7 8 9 2420 1 2 3 4 2425 6 7 8 9 2430 1 2 3 4 2435 6 7 8 9 2440 1 2 3 4 2445 6 7 8 9 2450 1 2 3 4 2455 6 7 8 9 2460 1 2 3 4 2465 6 7 8 9 2470 1 2 3 4 2475 6 7 8 9 2480 1 2 3 4 2485 6 7 8 9 2490 1 2 3 4 2495

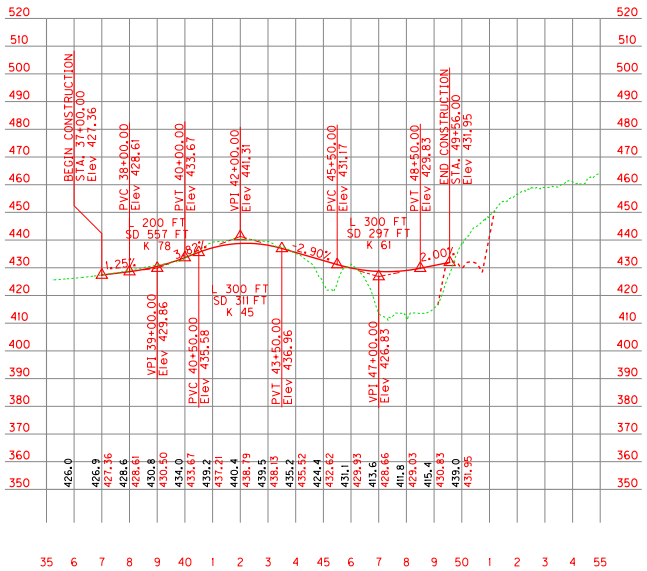
BEGIN CONSTRUCTION STA. 37+00.00 Elev 427.36
PVC 38+00.00 Elev 428.61
200 FT SD 557 FT K 78
1.25%
VPI 39+00.00 Elev 429.86
PVT 40+00.00 Elev 433.67
PVC 40+50.00 Elev 435.58
VPI 42+00.00 Elev 441.31
L 300 FT SD 311 FT K 45
PVT 43+50.00 Elev 436.96
-2.90%
PVC 45+50.00 Elev 431.17
L 300 FT SD 297 FT K 61
VPI 47+00.00 Elev 426.83
PVT 48+50.00 Elev 429.83
2.00%
END CONSTRUCTION STA. 49+56.00 Elev 431.95
520
510
500
490
480
470
460
450
440
430
420
410
400
390
380
370
360
350
35 6 7 8 9 40 1 2 3 4 45 6 7 8 9 50 1 2 3 4 55

KY 902 @ STA. 2437+50

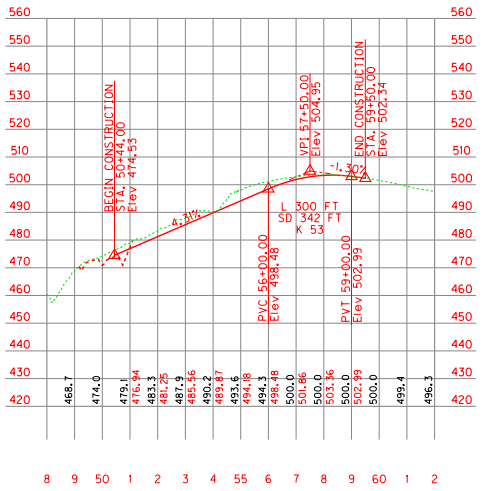
BEGIN CONSTRUCTION STA. 50+44.00 Elev 474.53
4.31%
PVC 56+00.00 Elev 498.48
VPI 57+50.00 Elev 504.95
L 300 FT SD 342 FT K 53
-1.43%
PVT 59+00.00 Elev 502.99
END CONSTRUCTION STA. 59+50.00 Elev 502.34
560
550
540
530
520
510
500
490
480
470
460
450
440
430
420
8 9 50 1 2 3 4 55 6 7 8 9 60 1 2

KY 902 @ STA. 2449+80

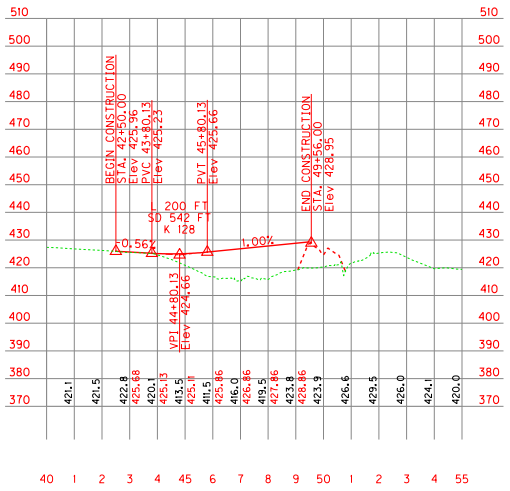
BEGIN CONSTRUCTION STA. 42+50.00 Elev 425.96
PVC 43+80.13 Elev 425.23
-0.56%
200 FT SD 542 FT K 128
VPI 44+80.13 Elev 424.66
PVT 45+80.13 Elev 425.66
1.00%
END CONSTRUCTION STA. 49+56.00 Elev 428.95
510
500
490
480
470
460
450
440
430
420
410
400
390
380
370
40 1 2 3 4 45 6 7 8 9 50 1 2 3 4 55

US 641 TIE

US 641
LYON COUNTY

SCALE: 1" = 200' HORIZ.
1" = 20' VERT.

EA Partners, PLC

CIVIL ENGINEERS • LAND SURVEYORS • LANDSCAPE ARCHITECTS

MAY 2021